

Login

Email or mobile number

How to register with MyRapid

(If you are already registered with MyRapid, go to page 3)

Step 1. Enter your email address or mobile number.

This must be your own and not a third party's.

Welcome

contractor@example.com

Enter PE password

Enter last name

Step 2. Enter the PE password you have received followed by your last name.

Click **Next**

We need a little more information to create your MyRapid account

Name

Email

Mobile number

Create MyRapid password

Confirm MyRapid password

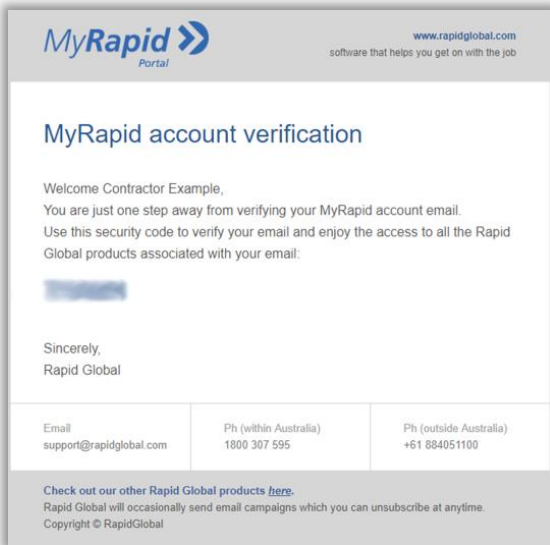
By creating this account you agree to our [Terms & Conditions](#).

If you entered your mobile number in Step 1, ensure the email address on this screen is your own personal account or remove the email address from this screen.

If you entered your email address in Step 1, the mobile number field is optional and can be left empty.

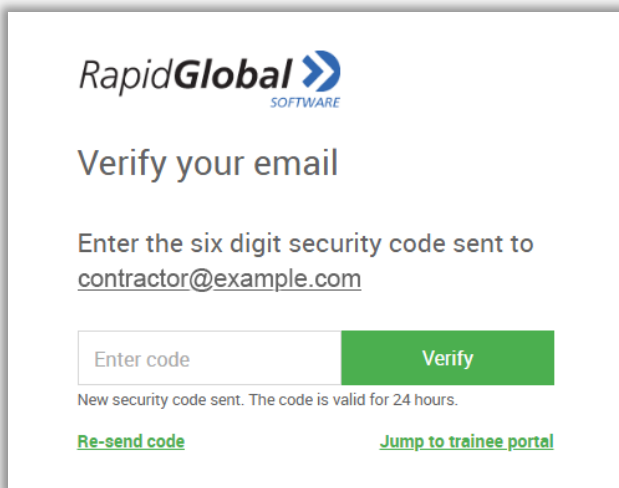
Step 3. Create a MyRapid password.

Click **Create Account**



You will be sent a security code.

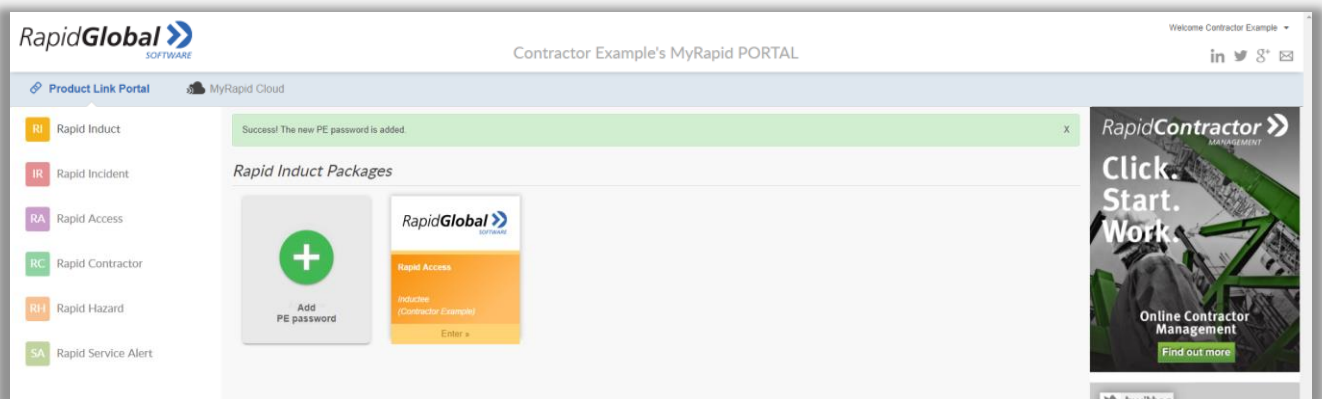
If you entered your mobile number in Step 1 and did not enter an email address in Step 3, security code will be sent to your mobile via SMS.



Step 4. Return to the website and enter the security code.

Click **Verify**

You will be taken to your MyRapid Portal where you can add additional PE passwords you may receive in future.





Login

Email or mobile number

Next

How to log in with your existing MyRapid account.

Step 1. Enter the email address or mobile number previously used to register with MyRapid.



Welcome

contractor@example.com

Enter your MyRapid password

Back

Log In

[Forgot password?](#)

Step 2. Enter the password you previously created when registering a MyRapid account.

*If you have forgotten your password, click **'Forgot password?'** to reset it.*